



Low Voltage
IEC | Three-Phase
Induction Motors
**IE4 Super Premium
Efficiency**

Precision in Motion

www.felcomotors.com | Email: info@felcomotors.nl

About Felco Motors

FELCO motors is a global supplier specializing in Industrial Electric Motors, Fractional horsepower motors, drives, and HVAC equipment.

Our strength lies in a dynamic team of seasoned senior engineers, ambitious young professionals, and a dedicated sales and marketing force. Together, we combine deep technical expertise with a clear understanding of our customers' needs to deliver complete solutions and ensure total customer satisfaction.

At **FELCO**, we strive to be the preferred brand in carefully selected niches, segments, and applications. We are committed to building strong

partnerships founded on trust and collaboration - delivering unique value and driving mutual success.

Our products are designed and manufactured to meet the highest international standards, ensuring reliability, efficiency, and long-term performance. Whether it's a standard motor or a customized solution, we work closely with our partners to deliver exactly what their application demands.

We believe in continuous improvement, investing in innovation, training, and product development to stay ahead in a fast-changing market. At **FELCO**, we don't just sell motors we provide power, precision, and peace of mind.



FELCO®

Felco IE4 Electric Motors

Certifications & Quality Standards

At **FELCO**, quality is not just a promise-it's built into every product we deliver. Our manufacturing, design, and testing processes are aligned with globally recognized standards, ensuring safety, efficiency, and long-term performance.



ISO 9001:2015

Quality Management System

This standard helps companies make sure their products and services are high quality and meet customer needs. It focuses on improving processes and customer satisfaction



ISO 14001:2015

Environmental Management System

This standard helps companies reduce their impact on the environment. It supports better use of resources, less waste, and following environmental laws.



ISO 45001:2018

Occupational Health & Safety Management System

This standard helps companies create a safe and healthy workplace. It focuses on reducing risks, preventing accidents, and protecting employees.



CE Marking

Complies with European safety, health, and environmental protection regulations.



UL Listed

Certified for North American electrical and fire safety requirements

Warranty :

All **FELCO** motors are backed by a **24-months warranty** from the date of invoice, covering manufacturing defects and workmanship under normal operating conditions

Felco IE4 Electric Motors

FELCO IE4 (Super Premium Efficiency) electric motors are designed to surpass current energy efficiency standards, delivering superior performance, reliability, and energy savings for the most demanding industrial environments. Manufactured in full compliance with IEC 60034-30-1 and the latest Eco-design regulations (EC Directive 2009/125), **FELCO** IE4 motors ensure significant reductions in operational costs and carbon footprint. These motors are trusted across critical sectors such as heavy industry, water treatment, chemical processing, and HVAC systems, providing a future-proof solution aligned with global sustainability goals

Technical Specifications

Motor Series

- FMA4 (Aluminum housing): Frame sizes 80 to 180 (larger sizes available on request)
- FMC4 (Cast iron housing): Frame sizes 180 to 400 (custom sizes on request)

Construction Details

- Rotor: High-integrity, precision die-cast with optimized lamination to minimize core losses
- Shaft: High-strength, precision-ground C45 steel for enhanced mechanical stability

Bearing System

- Frame size ≤ 132 : SKF, NSK, or FAG high-temperature, ZZ shielded bearings optimized for extended life
- Frame size ≥ 160 : SKF, NSK, or FAG wide-range, C3 clearance bearings to accommodate thermal expansion
- All bearings insulated and rated for inverter duty to ensure compatibility with variable frequency drives

Stator Winding & Insulation

- Copper windings with double-layer inter-phase insulation for superior electrical durability
- Standard insulation class: Class F with temperature rise limited to Class B (IEC 60034-1)
- Optional Class H insulation available for high-temperature applications

Compliance & Testing

- Fully designed and tested in accordance with IEC 60034, IEC 60072, and EN 50347
- Performance validation per IEC 60034-2-1 with certified efficiency testing
- Dynamically balanced rotors with half key as per IEC 60034-14 Grade A
- Acoustic noise levels comply with IEC 60034-9 for industrial comfort
- Standard cooling method: IC411; optional IC416 and IC418 available

Felco IE4 Electric Motors

Electrical Characteristics

Standard Voltage & Frequency

- Up to 3 kW: Δ/Y 230/400 V, 50 Hz (factory set at 400 V)
- 4 kW and above: Δ/Y 400/690 V, 50 Hz (factory set at 400 V)
- Custom voltages and frequencies available on request

Protection & Optional Features

Standard Protection

- IP55 ingress protection with drainage provisions
- Optional IP56, IP65, and IP66 enclosures available for harsh environments
- Integrated PTC thermistors embedded in windings for temperature monitoring

Optional Enhancements

- Bimetallic thermal protection relays
- Anti-condensation heaters for extended standstill protection
- PT100 sensors for precise temperature monitoring of windings and bearings

Design & Accessories

- Factory-fitted cable glands in terminal box for ease of installation
- Lifting eyebolts included on frame sizes ≥ 100 for safe handling
- Finished with RAL 7038 low-gloss industrial paint providing corrosion resistance and durability

Application Information

FELCO IE4 motors are engineered to deliver maximum energy savings and operational reliability in demanding industrial processes. Their high efficiency and robust design make them ideal for:

Fans & Blowers

- Air handling units
- Industrial ventilation and cooling systems

Hydraulic Power Units

- Hydraulic pumps and power packs for heavy machinery

Pumps

- Municipal water supply and wastewater treatment
- Industrial fluid transfer and processing

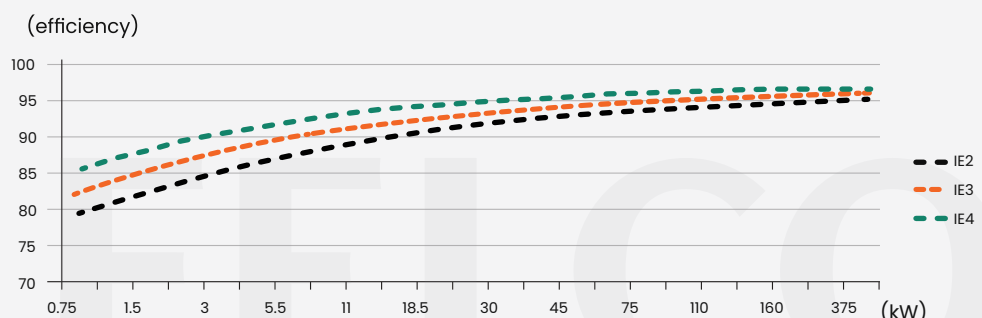
Material Handling

- Crushers, conveyors, and shredders
- Granulators and milling equipments

Gear Systems

- Gear reducers and integrated gear motors

Efficiency curves for IE2, IE3 and IE4 4-pole 50Hz electric motors



IE4 / 2 Pole

Motor Type	Power	Current(A) at 400V		Speed	Efficiency(η)			PF	Rated Torque			Locked Current	Weight
	(kw)	amp	Conn.	(rpm)	100%	75%	50%	($\cos\phi$)	(Nm)	Ts/Tn	Tmax/Tn	Is/In	(Kg)

Aluminium Motors

FMA4-80A-2	0.75	1.56	Y	2900	83.5	0.83	2.47	2.60	3.0	8.50	10.6
FMA4-80B-2	1.1	2.25	Y	2900	85.2	0.83	3.62	2.60	3.2	8.50	12.0
FMA4-90S-2	1.5	2.94	Y	2910	86.5	0.85	4.92	2.60	3.2	9.50	17.0
FMA4-90L-2	2.2	4.20	Y	2910	88.0	0.86	7.22	2.60	3.2	9.50	21.0
FMA4-100L-2	3	5.59	Y	2910	89.1	0.87	9.85	2.70	3.3	9.50	28.0
FMA4-112M-2	4	7.29	Δ	2920	90.0	0.88	13.10	2.60	3.3	9.50	40.0
FMA4-132SA-2	5.5	9.92	Δ	2920	90.9	0.88	18.00	2.50	3.3	9.50	52.0
FMA4-132SB-2	7.5	13.3	Δ	2925	91.7	0.89	24.50	2.50	3.3	9.50	64.0
FMA4-160MA-2	11	19.3	Δ	2920	92.6	0.89	35.60	2.70	3.3	9.50	99.0
FMA4-160MB-2	15	26.1	Δ	2950	93.3	0.89	48.60	2.70	3.3	9.50	112.0
FMA4-160L-2	18.5	32.0	Δ	2950	93.7	0.89	59.90	2.70	3.3	9.50	125.0

Cast Iron Motors

FMC4-160L-2	18.5	32.0	Δ	2950	93.7	0.89	59.9	2.7	3.3	9.50	153.0
FMC4-180M-2	22	38.0	Δ	2960	94.0	0.89	71.0	2.7	3.2	9.50	194.0
FMC4-200LA-2	30	51.5	Δ	2970	94.5	0.89	96.5	2.3	2.7	9.00	241.0
FMC4-200LB-2	37	63.8	Δ	2970	94.8	0.89	119	2.7	3.0	9.00	262.0
FMC4-225M-2	45	76.8	Δ	2970	95.0	0.89	145	2.6	3.2	9.00	326.0
FMC4-250M-2	55	93.6	Δ	2970	95.3	0.89	177	2.5	3.2	9.00	404.0
FMC4-280S-2	75	127.0	Δ	2975	95.6	0.89	241	2.5	3.1	8.50	499.0
FMC4-280M-2	90	152.0	Δ	2975	95.8	0.89	289	2.6	3.0	8.50	585.0
FMC4-315S-2	110	186.0	Δ	2975	96.0	0.89	353	2.1	2.8	8.50	845.0
FMC4-315M-2	132	223.0	Δ	2975	96.2	0.89	424	2.2	2.7	8.50	953.0
FMC4-315LA-2	160	269.0	Δ	2975	96.3	0.89	514	1.9	2.7	8.50	1022.0
FMC4-315LB-2	200	336.0	Δ	2975	96.5	0.89	642	2.0	2.8	8.50	1133.0
FMC4-355M-2	255	411.0	Δ	2980	96.5	0.91	801.17	1.7	2.3	8.50	1744.0
FMC4-355L-2	315	518.0	Δ	2980	96.5	0.91	1009	1.7	2.3	8.50	1906.0

IE4 / 4 Pole

Motor Type	Power	Current(A) at 400V		Speed	Efficiency(η)			PF	Rated Torque			Locked Current	Weight
	(kw)	amp	Conn.	(rpm)	100%	75%	50%	($\cos\phi$)	(Nm)	Ts/Tn	Tmax/Tn	Is/In	(Kg)

Aluminium Motors

FMA4-80B-4	0.75	1.71	Y	1445	85.7	0.74	4.96	2.8	3.2	8.0	15
FMA4-90S-4	1.1	2.43	Y	1445	87.2	0.75	7.27	2.6	3.2	8.5	17
FMA4-90L-4	1.5	3.23	Y	1450	88.2	0.76	9.88	2.6	3.2	9.0	21
FMA4-100LA-4	2.2	4.49	Y	1455	89.5	0.79	14.4	2.7	3.3	9.0	31
FMA4-100LB-4	3	5.99	Y	1455	90.4	0.8	19.7	2.7	3.3	9.0	35
FMA4-112M-4	4	7.92	Δ	1455	91.1	0.8	26.3	2.7	3.3	9.5	49
FMA4-132S-4	5.5	10.8	Δ	1460	91.9	0.8	36.0	2.7	3.6	9.5	75
FMA4-132M-4	7.5	14.4	Δ	1460	92.6	0.81	49.1	2.8	3.6	9.5	85
FMA4-160M-4	11	20.5	Δ	1475	93.3	0.83	71.2	2.8	3.3	9.5	124
FMA4-160L-4	15	27.4	Δ	1480	93.9	0.84	96.8	2.8	3.3	9.5	131

Cast Iron Motors

FMC4-180M-4	18.5	33.3	Δ	1465	94.2	0.85	119	2.5	3.4	9.5	197
FMC4-180L-4	22	39.5	Δ	1465	94.5	0.85	142	2.6	2.7	9.5	216
FMC4-200L-4	30	53.7	Δ	1475	94.9	0.85	194	2.8	3.5	9.0	302
FMC4-225S-4	37	66.0	Δ	1480	95.2	0.85	239	3.0	3.3	9.0	333
FMC4-225M-4	45	80.1	Δ	1480	95.4	0.85	290	3.2	3.5	9.0	359
FMC4-250M-4	55	96.5	Δ	1485	95.7	0.85	354	3.0	3.1	9.0	492
FMC4-280S-4	75	130	Δ	1480	96.0	0.87	482	2.5	2.8	8.5	622
FMC4-280M-4	90	154	Δ	1485	96.1	0.88	579	2.5	2.8	8.5	710
FMC4-315S-4	110	185	Δ	1480	96.3	0.89	707	2.5	2.7	8.5	872
FMC4-315M-4	132	222	Δ	1480	96.4	0.89	849	2.3	2.8	8.5	990
FMC4-315LA-4	160	266	Δ	1480	96.6	0.9	1029	2.1	2.7	8.5	1074
FMC4-315LB-4	200	332	Δ	1480	96.7	0.9	1286	2.1	2.5	8.5	1234
FMC4-355M-4	250	415	Δ	1490	96.7	0.9	1602	2.1	2.5	8.5	1771
FMC4-355L-4	315	522	Δ	1490	96.7	0.9	2019	2.3	2.5	8.5	1878

IE4 / 6 Pole

Motor Type	Power	Current(A) at 400V		Speed	Efficiency(η)			PF	Rated Torque			Locked Current	Weight
	(kw)	amp	Conn.	(rpm)	100%	75%	50%	($\cos\phi$)	(Nm)	Ts/Tn	Tmax/Tn	Is/In	(Kg)

Aluminium Motors

FMA4-90S-6	0.75	1.87	Y	955	82.7	0.70	7.50	2.1	2.4	6.0	17
FMA4-90L-6	1.1	2.68	Y	955	84.5	0.70	11.0	2.1	2.4	6.5	23
FMA4-100L-6	1.5	3.55	Y	960	85.9	0.71	14.9	2.2	2.6	6.5	31
FMA4-112M-6	2.2	5.12	Δ	965	87.4	0.71	21.8	2.2	2.6	7.5	48
FMA4-132S-6	3	6.88	Δ	968	88.6	0.71	29.6	2.5	3.0	7.8	62
FMA4-132MA-6	4	8.96	Δ	968	89.5	0.72	39.5	2.3	2.6	8.0	66
FMA4-132MB-6	5.5	12.2	Δ	968	90.5	0.72	54.3	2.3	2.6	9.0	83
FMA4-160M-6	7.5	15.6	Δ	975	91.3	0.76	73.5	2.4	3.0	8.0	138
FMA4-160L-6	11	22.3	Δ	980	92.3	0.77	107.0	2.2	2.5	8.5	155

Cast Iron Motors

FMC2-180L-6	15	29.1	Δ	980	92.9	0.8	146	2.2	2.6	8.5	189
FMC2-200LA-6	18.5	35.7	Δ	980	93.4	0.8	180	2.2	2.5	8.5	254
FMC2-200LB-6	22	41.8	Δ	980	93.7	0.81	214	2.4	2.8	8.5	273
FMC2-225M-6	30	56.1	Δ	985	94.2	0.82	291	2.4	2.6	8.3	310
FMC2-250M-6	37	68.1	Δ	985	94.5	0.83	359	2.1	2.3	8.3	430
FMC2-280S-6	45	82.6	Δ	985	94.8	0.83	436	2.0	2.3	8.5	502
FMC2-280M-6	55	99.4	Δ	985	95.1	0.84	533	2.0	2.3	8.5	558
FMC2-315S-6	75	135	Δ	985	95.4	0.84	727	2.0	2.3	8.0	890
FMC2-315M-6	90	160	Δ	985	95.6	0.85	873	2.0	2.2	8.5	999
FMC2-315LA-6	110	195	Δ	985	95.8	0.85	1066	2.2	2.6	8.0	1096
FMC2-315LB-6	132	231	Δ	985	96	0.86	1280	2.2	2.4	8.0	1209
FMC2-355MA-6	160	279	Δ	990	96.2	0.86	1543	2.0	2.2	8.0	1612
FMC2-355MB-6	200	349	Δ	990	96.3	0.86	1929	2.0	2.2	8.0	1772
FMC2-355L-6	250	435	Δ	990	96.5	0.86	2412	2.0	2.2	8.0	2031

IE4 / 8 Pole

Motor Type	Power	Current(A) at 400V		Speed	Efficiency(η)			PF	Rated Torque			Locked Current	Weight
	(kw)	amp	Conn.	(rpm)	100%	75%	50%	($\cos\phi$)	(Nm)	Ts/Tn	Tmax/Tn	Is/In	(Kg)

Aluminium Motors

FMA4-100LA-8	0.75	2.09	Y	710	78.4	0.66	10.1	2.0	2.0	7.0	31
FMA4-100LB-8	1.1	2.93	Y	710	80.8	0.67	14.8	2.0	2.0	7.0	35
FMA4-112MA-8	1.5	3.80	Δ	710	82.6	0.69	20.2	2.0	2.0	7.0	43
FMA4-132S-8	2.2	5.37	Δ	720	84.5	0.7	29.2	1.8	2.0	7.5	67
FMA4-132M-8	3	7.20	Δ	720	85.9	0.7	39.8	1.8	2.0	7.8	79
FMA4-160MA-8	4	9.34	Δ	720	87.1	0.71	53.1	1.8	2.0	7.9	119
FMA4-160MB-8	5.5	12.50	Δ	720	88.3	0.72	73.0	1.8	2.0	8.1	138
FMA4-160L-8	7.5	16.40	Δ	720	89.3	0.74	99.5	1.8	2.0	7.8	154

Cast Iron Motors

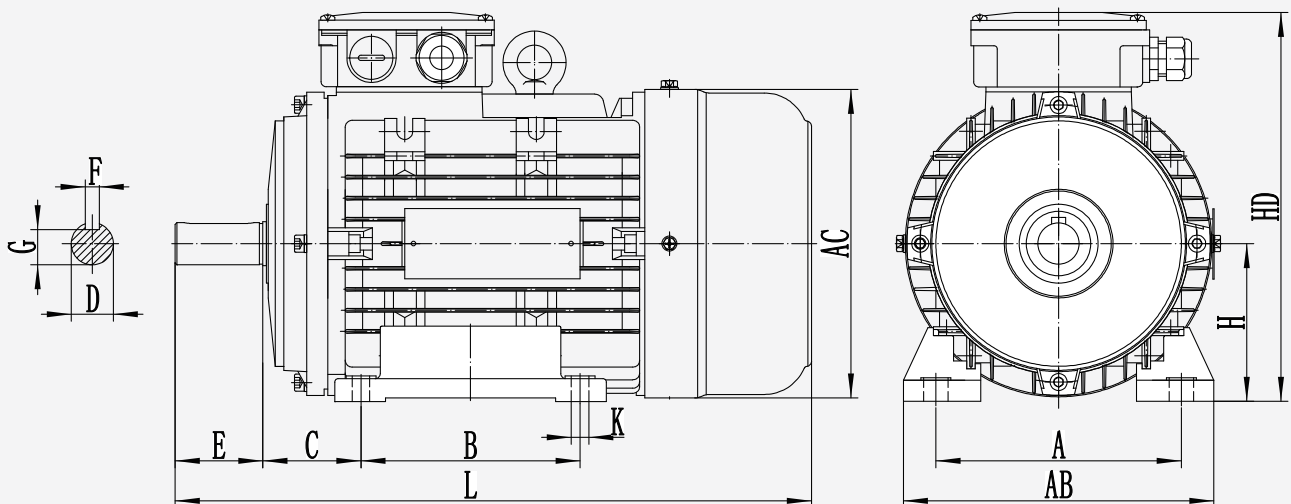
FMC4-180L-8	11	23.7	Δ	725	90.4	0.74	145.0	1.8	2.0	7.9	201
FMC4-200L-8	15	31.7	Δ	730	91.2	0.75	196.0	1.8	2.0	8.0	273
FMC4-225S-8	18.5	38.8	Δ	730	91.7	0.75	242.0	1.8	2.0	8.1	287
FMC4-225M-8	22	45.4	Δ	730	92.1	0.76	288.0	1.8	2.0	8.3	319
FMC4-250M-8	30	60.7	Δ	730	92.7	0.77	392.0	1.8	2.0	7.9	430
FMC4-280S-8	37	73.5	Δ	735	93.1	0.78	481.0	1.8	2.0	7.9	539
FMC4-280M-8	45	89.2	Δ	735	93.4	0.78	585.0	1.8	2.0	7.9	622
FMC4-315S-8	55	106	Δ	735	93.7	0.8	715.0	1.6	2.0	8.2	890
FMC4-315M-8	75	144	Δ	740	94.2	0.8	968.0	1.6	2.0	7.6	999
FMC4-315LA-8	90	170	Δ	740	94.4	0.81	1161.0	1.6	2.0	7.7	1096
FMC4-315LB-8	110	207	Δ	740	94.7	0.81	1420.0	1.6	2.0	7.7	1209
FMC4-355MA-8	132	248	Δ	742	94.9	0.81	1699.0	1.6	2.0	7.7	1612
FMC4-355MB-8	160	296	Δ	742	95.1	0.82	2059.0	1.6	2.0	7.7	1772
FMC4-355L-8	200	269	Δ	742	95.4	0.82	2564.0	1.6	2.0	7.8	2031

IE4 / B3

Aluminium Motors

Frame Size	Pole	Mounting Dimensions (mm) IM-B3									Frame Dimensions(mm)			
		A	B	C	D	E	F	G	H	K	AB	AC	HD	L
80A	2	125	100	50	19	40	6	15.5	80	10	159	158	206	295
80B	4	125	100	50	19	40	6	15.5	80	10	159	158	206	307
90S	2,4,6	140	100	56	24	50	8	20	90	10	177	175	222	337
90L	2	140	125	56	24	50	8	20	90	10	177	175	222	363
90L	4,6	140	125	56	24	50	8	20	90	10	177	175	222	373
100L	2,6	160	140	63	28	60	8	24	100	12	205	198	247	401
100LA	4,8	160	140	63	28	60	8	24	100	12	205	198	247	427
112M	2	190	140	70	28	60	8	24	112	12	222	228	281	430
112M	4,6,8	190	140	70	28	60	8	24	112	12	222	235	289	456
132S	2	216	140	89	38	80	10	33	132	12	257	268	320	467
132S	4,6,8	216	140	89	38	80	10	33	132	12	270	293	339	495
132M	2	216	178	89	38	80	10	33	132	12	257	268	320	505
132M	4,6,8	216	178	89	38	80	10	33	132	12	270	293	339	533
160M	2,4,6,8	254	210	108	42	110	12	37	160	15	302	314	406	617
160L	2,4,6,8	254	254	108	42	110	12	37	160	15	302	314	406	661

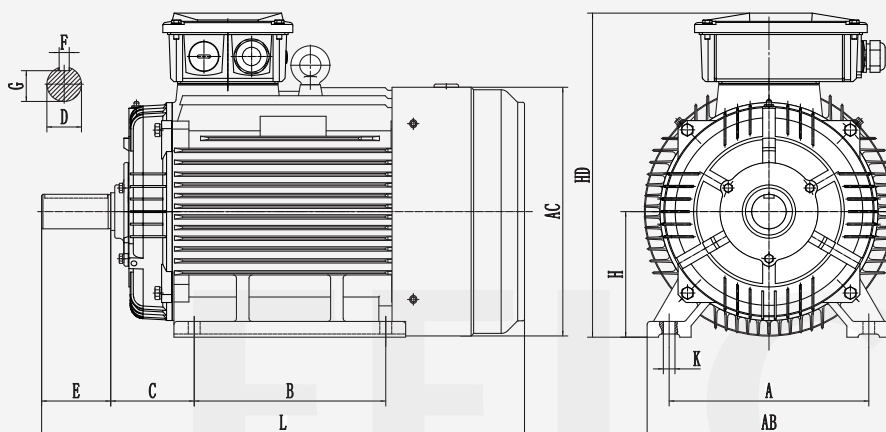
IM B3



IE4 / B3

Cast Iron Motors

Frame Size	Pole	Mounting Dimensions (mm) IM-B3									Overall Dimensions(mm)			
		A	B	C	D	E	F	G	H	K	AB	AC	HD	L
180M	2,4,6,8	279	241	121	48	110	14	42.5	180	14.5	349	354	463	686
180L	2,4,6,8	279	279	121	48	110	14	42.5	180	14.5	349	354	463	724
200L	2,4,6,8	318	305	133	55	110	16	49	200	18.5	388	396	512	769
225S	4,6,8	356	286	149	60	140	18	53	225	18.5	431	445	555	823
225M	2	356	311	149	55	110	16	49	225	18.5	431	445	558	818
225M	4,6,8	356	311	149	60	140	18	53	225	18.5	431	445	558	848
250M	2	406	349	168	60	140	18	53	250	24	484	484	617	909
250M	4,6,8	406	349	168	65	140	18	58	250	24	484	484	617	909
280S	2	457	368	190	65	140	18	58	280	24	542	546	676	959
280S	4,6,8	457	368	190	75	140	20	67.5	280	24	542	546	676	979
280M	2	457	419	190	65	140	18	58	280	24	542	546	676	1010
280M	4,6,8	457	419	190	75	140	22	67.5	280	24	542	546	676	1030
315S	2	508	406	216	65	140	18	58	315	28	628	620	855	1193
315S	4,6,8	508	406	216	80	170	22	71	315	28	628	620	855	1223
315M	2	508	457	216	65	140	18	58	315	28	628	620	855	1303
315M	4,6,8	508	457	216	80	170	22	71	315	28	628	620	855	1333
315L	2	508	508	216	65	140	18	58	315	28	628	620	855	1303
315L	4,6,8	508	508	216	80	170	22	71	315	28	628	620	855	1333
355M	2	610	560	254	75	140	20	68	355	28	726	710	1021	1509
355M	4,6,8	610	560	254	95	170	25	86	355	28	726	710	1021	1539
355L	2	610	630	254	75	140	20	68	355	28	726	710	1021	1509
355L	4,6,8	610	630	254	95	170	25	86	355	28	726	710	1021	1539

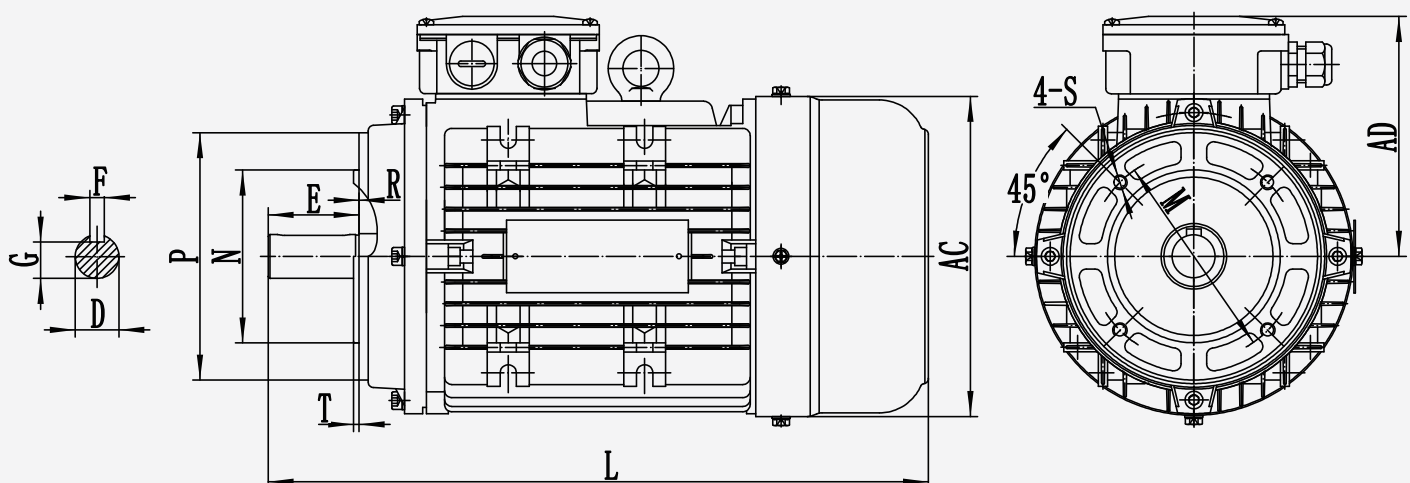


IE4 / B14

Aluminium Motors

Frame Size	Pole	Mounting Dimensions (mm) IM-B14									Frame Dimensions (mm)		
		M	N	P	D	R	F	G	S	T	AC	AD	L
80A	2	100	80	120	19	0	6	15.5	M6	3	158	126	295
80B	4	100	80	120	19	0	6	15.5	M6	3	158	126	307
90S	2,4,6	115	95	140	24	0	8	20	M8	3	175	132	337
90L	2	115	95	140	24	0	8	20	M8	3	175	132	363
90L	4,6	115	95	140	24	0	8	20	M8	3	175	132	373
100L	2,6	130	110	160	28	0	8	24	M8	3.5	198	147	401
100LA	4,8	130	110	160	28	0	8	24	M8	3.5	198	147	427
112M	2	130	110	160	28	0	8	24	M8	3.5	228	169	430
112M	4,6,8	130	110	160	28	0	8	24	M8	3.5	235	177	456
132S	2	165	130	200	38	0	10	33	M10	3.5	268	188	467
132S	4,6,8	165	130	200	38	0	10	33	M10	3.5	293	207	495
132M	2	165	130	200	38	0	10	33	M10	3.5	268	188	505
132M	4,6,8	165	130	200	38	0	10	33	M10	3.5	293	207	533
160M	2,4,6,8	215	180	250	42	0	12	37	M12	4	314	246	617
160L	2,4,6,8	215	180	250	42	0	12	37	M12	4	314	246	661

IM B14



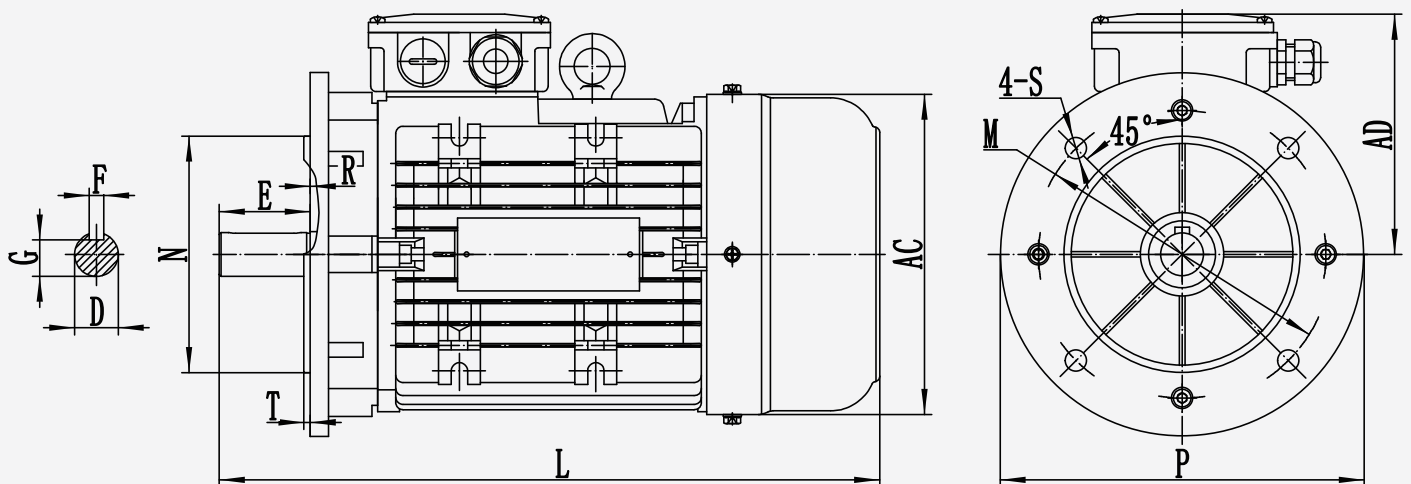
FELCO®

IE4 / B5

Aluminium Motors

Frame Size	Pole	Mounting Dimensions (mm) IM-B5									Frame Dimensions (mm)		
		M	N	P	D	R	F	G	S	T	AC	AD	L
80A	2	165	130	200	19	0	6	15.5	12	3.5	158	126	295
80B	4	165	130	200	19	0	6	15.5	12	3.5	158	126	307
90S	2,4,6	165	130	200	24	0	8	20	12	3.5	175	132	337
90L	2	165	130	200	24	0	8	20	12	3.5	175	132	363
90L	4,6	165	130	200	24	0	8	20	12	3.5	175	132	373
100L	2,6	215	180	250	28	0	8	24	14.5	4	198	147	401
100LA	4,8	215	180	250	28	0	8	24	14.5	4	198	147	427
112M	2	215	180	250	28	0	8	24	14.5	4	228	169	430
112M	4,6,8	215	180	250	28	0	8	24	14.5	4	235	177	456
132S	2	265	230	300	38	0	10	33	14.5	4	268	188	467
132S	4,6,8	265	230	300	38	0	10	33	14.5	4	293	207	495
132M	2	265	230	300	38	0	10	33	14.5	4	268	188	505
132M	4,6,8	265	230	300	38	0	10	33	14.5	4	293	207	533
160M	2,4,6,8	300	250	350	42	0	12	37	18.5	5	314	246	617
160L	2,4,6,8	300	250	350	42	0	12	37	18.5	5	314	246	661

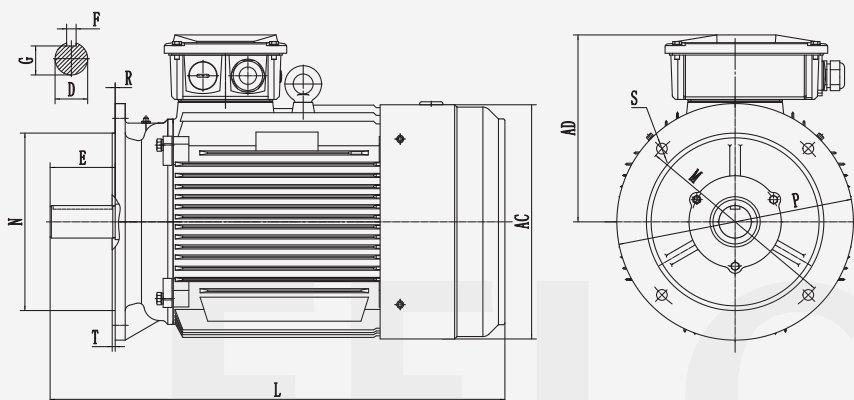
IM B5



IE4 / B5

Cast Iron Motors

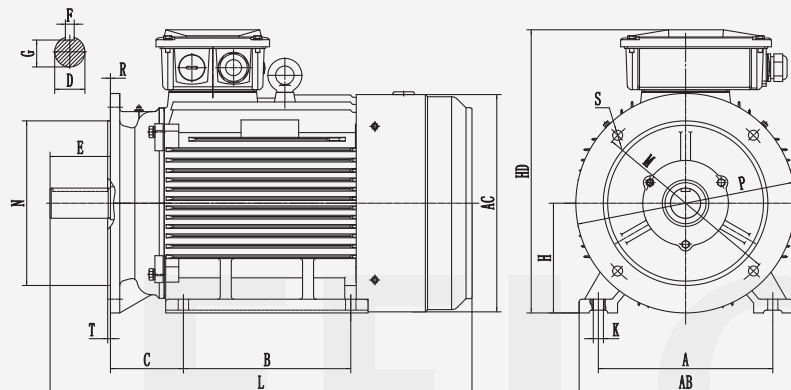
Frame Size	Pole	Mounting Dimensions (mm) IM-B5											Overall Dimensions (mm)		
		M	N	P	D	E	F	G	H	R	S	T	AC	AD	L
180M	2,4,6,8	300	250	350	48	110	14	42.5	180	0	4-18.5	5	354	283	686
180L	2,4,6,8	300	250	350	48	110	14	42.5	180	0	4-18.5	5	354	283	724
200L	2,4,6,8	350	300	400	55	110	16	49	200	0	4-18.5	5	396	312	769
225S	4,6,8	400	350	450	60	140	18	53	225	0	8-18.5	5	445	333	823
225M	2	400	350	450	55	110	16	49	225	0	8-18.5	5	445	333	818
225M	4,6,8	400	350	450	60	140	18	53	225	0	8-18.5	5	445	333	848
250M	2	500	450	550	60	140	18	53	250	0	8-18.5	5	484	367	909
250M	4,6,8	500	450	550	65	140	18	58	250	0	8-18.5	5	484	367	909
280S	2	500	450	550	65	140	18	58	280	0	8-18.5	5	546	396	959
280S	4,6,8	500	450	550	75	140	20	67.5	280	0	8-18.5	5	546	396	979
280M	2	500	450	550	65	140	18	28	280	0	8-18.5	5	546	396	1010
280M	4,6,8	500	450	550	75	140	20	67.5	280	0	8-18.5	5	546	396	1030
315S	2	600	550	660	65	140	18	58	315	0	8-24	6	620	540	1193
315S	4,6,8	600	550	660	80	170	22	71	315	0	8-24	6	620	540	1223
315M	2	600	550	660	65	140	18	58	315	0	8-24	6	620	540	1303
315M	4,6,8	600	550	660	80	170	22	71	315	0	8-24	6	620	540	1333
315L	2	600	550	660	65	140	18	58	315	0	8-24	6	620	540	1303
315L	4,6,8	600	550	660	80	170	22	71	315	0	8-24	6	620	540	1333
355M	2	740	680	800	75	140	20	67.5	355	0	8-24	6	701	666	1509
355M	4,6,8	740	680	800	95	170	25	86	355	0	8-24	6	701	666	1539
355L	2	740	680	800	75	140	20	67.5	355	0	8-24	6	701	666	1509
355L	4,6,8	740	680	800	95	170	25	86	355	0	8-24	6	701	666	1539



IE4 / B35

Cast Iron Motors

Frame Size	Pole	Mounting Dimensions (mm) IM- B35														Overall Dimensions (mm)				
		A	B	C	D	E	F	G	H	K	M	N	P	R	S	T	AB	AC	HD	L
180M	2,4,6,8	279	241	121	48	110	14	42.5	180	14.5	300	250	350	0	4-18.5	5	349	380	463	686
180L	2,4,6,8	279	279	121	48	110	14	42.5	180	14.5	300	250	350	0	4-18.5	5	349	380	463	724
200L	2,4,6,8	318	305	133	55	110	16	49	200	18.5	350	300	400	0	4-18.5	5	388	420	512	769
225S	4,6,8	356	286	149	60	140	18	53	225	18.5	400	350	450	0	8-18.5	5	431	470	558	823
225M	2	356	311	149	55	110	16	49	225	18.5	400	350	450	0	8-18.5	5	431	470	558	818
225M	4,6,8	356	311	149	60	140	18	53	225	18.5	400	350	450	0	8-18.5	5	431	470	558	948
250M	2	406	349	168	60	140	18	53	250	24	500	450	550	0	8-18.5	5	484	510	617	909
250M	4,6,8	406	349	168	65	140	18	58	250	24	500	450	550	0	8-18.5	5	484	510	617	909
280S	2	457	368	190	65	140	18	58	280	24	500	450	550	0	8-18.5	5	542	580	676	959
280S	4,6,8	457	368	190	75	140	20	67.5	280	24	500	450	550	0	8-18.5	5	542	580	676	979
280M	2	457	419	190	65	140	18	58	280	24	500	450	550	0	8-18.5	5	542	580	676	1010
280M	4,6,8	457	419	190	75	140	20	67.5	280	24	500	450	550	0	8-18.5	5	542	580	676	1030
315S	2	508	406	216	65	140	18	58	315	28	600	550	660	0	8-24	6	630	628	855	1193
315S	4,6,8	508	406	216	80	170	22	71	315	28	600	550	660	0	8-24	6	630	628	855	1223
315M	2	508	457	216	65	140	18	58	315	28	600	550	660	0	8-24	6	630	628	855	1303
315M	4,6,8	508	457	216	80	170	22	71	315	28	600	550	660	0	8-24	6	630	628	855	1333
315L	2	508	508	216	65	140	18	58	315	28	600	550	660	0	8-24	6	630	628	855	1303
315L	4,6,8	508	508	216	80	170	22	71	315	28	600	550	660	0	8-24	6	630	628	855	1333
355M	2	610	560	254	75	140	20	67.5	355	28	740	680	800	0	8-24	6	705	726	1021	1509
355M	4,6,8	610	560	254	95	170	25	86	355	28	740	680	800	0	8-24	6	705	726	1021	1539
355L	2	610	630	254	75	140	20	67.5	355	28	740	680	800	0	8-24	6	705	726	1021	1509
355L	4,6,8	610	630	254	95	170	25	86	355	28	740	680	800	0	8-24	6	705	726	1021	1539



Bearing & Terminal Box

Bearing

Motor Type	Drive End		Non Drive End	
	2 Pole	4,6,8 Pole	2 Pole	4,6,8 Pole
FMA4-56	6201		6201	
FMA4-63	6201		6201	
FMA4-71	6202		6202	
FMA4-80	6204		6204	
FMA4-90	6205		6205	
FMA4-100	6206		6206	
FMA4-112	6306		6306	
FMA4-132	6308		6308	
FMA4-160	6309		6309	
FMC4-180	6311		6311	
FMC4-200	6312		6312	
FMC4-225	6312	6313	6312	
FMC4-250	6313	6314	6313	
FMC4-280	6314	6317	6314	
FMC4-315	6317	NU319	6317	6319
FMC4-355	6319	NU322	6319	6322

Terminal Box

Motor Type	Cable Gland	Blank cap	PTC Blank cap
FMA4-56	1*MG16*1.5	1*MG16*1.5	1*MG16*1.5
FMA4-63	1*MG16*1.5	1*MG16*1.5	1*MG16*1.5
FMA4-71	1*MG16*1.5	1*MG16*1.5	1*MG16*1.5
FMA4-80	1*MG20*1.5	1*MG20*1.5	1*MG16*1.5
FMA4-90	1*MG20*1.5	1*MG20*1.5	1*MG16*1.5
FMA4-100	1*MG20*1.5	1*MG20*1.5	1*MG16*1.5
FMA4-112	1*MG25*1.5	1*MG25*1.5	1*MG16*1.5
FMA4-132	1*MG25*1.5	1*MG25*1.5	1*MG16*1.5
FMA4-160	1*MG32*1.5	1*MG32*1.5	1*MG16*1.5
FMC4-180	1*MG32*1.5	1*MG32*1.5	1*MG16*1.5
FMC4-200	1*MG40*1.5	1*MG40*1.5	1*MG16*1.5
FMC4-225	1*MG40*1.5	1*MG40*1.5	1*MG16*1.5
FMC4-250	1*MG63*1.5	1*MG63*1.5	1*MG16*1.5
FMC4-280	1*MG63*1.5	1*MG63*1.5	1*MG16*1.5
FMC4-315	1*MG63*1.5	1*MG63*1.5	1*MG16*1.5
FMC4-355	1*MG72*2.0	1*MG72*2.0	1*MG16*1.5

Services & After Sales Support

At **FELCO**, our commitment to quality extends beyond the manufacturing process. We offer comprehensive service and after-sales support to ensure the long-term performance, reliability, and safety of our electric motors.

Our global service network and experienced technical teams provide assistance throughout the entire lifecycle of the motor—from installation and commissioning to maintenance and upgrades.

Our support includes

- Technical consultation and application engineering
- On-site commissioning and start-up support
- Preventive maintenance programs tailored to customer needs
- Spare parts availability and fast response for critical components
- Motor rewinding and refurbishment services
- Condition monitoring and diagnostics (vibration, temperature, insulation)
- Training programs for customer maintenance personnel

FELCO ensures that every motor installation is backed by dependable support, helping customers reduce downtime, optimize energy efficiency, and extend equipment lifespan.





FELCO MOTORS B.V

Tel : +31103072331

Email: info@felcomotors.nl

Website : www.felcomotors.com

Corporate Office:

Westplein 12, 3016BM

Rotterdam, Netherlands

WareHouse:

Jagersveld 6A, 5405 BW

Uden, Netherlands